Series 24 LSR–Panel Mount

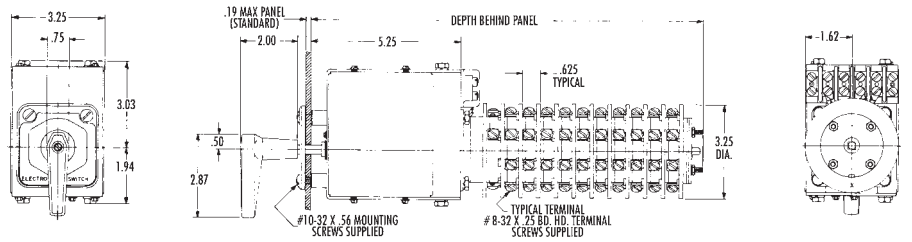

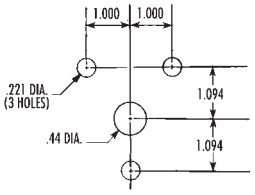

DEPTH BEHIND PANEL

NO. OF DECKS	DEPTH (IN)
3	9.06
5	10.56
8	12.19
10	13.56

Series 24 LSR–Shelf Mount

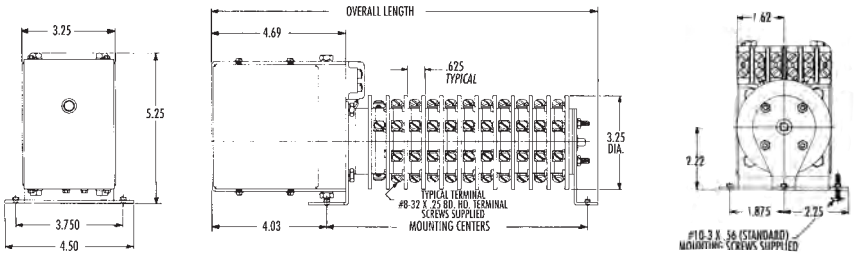

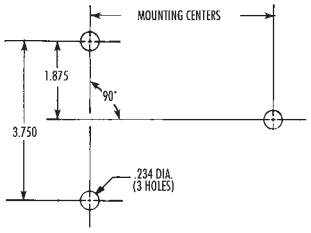

DIMENSIONS

NO. OF DECKS	MTG. CTRS.	LENGTH
3	4.719	9.12
5	5.969	10.37
8	7.844	12.25
10	9.094	13.50

Series 31 LSR–Panel Mount

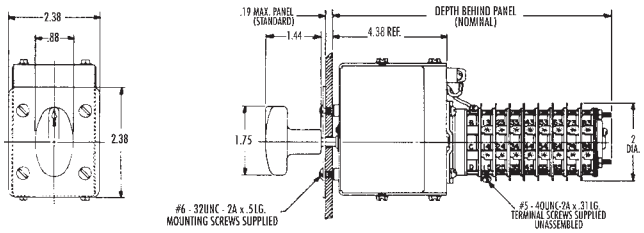

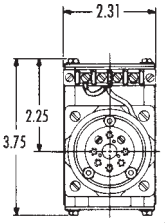

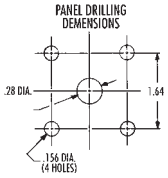

DEPTH BEHIND PANEL

NO. OF DECKS	DEPTH (IN)
3	6.7
6	7.8
8	8.6

Series 31 LSR–Shelf Mount

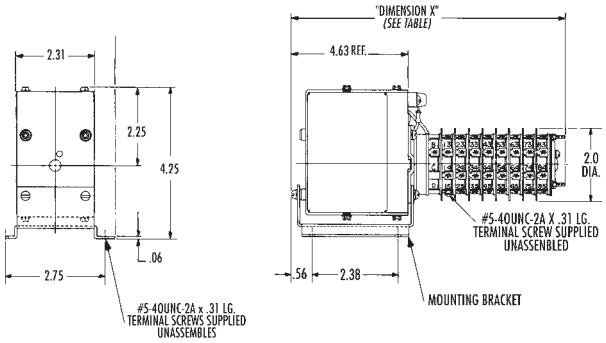

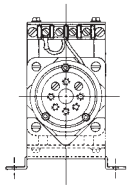

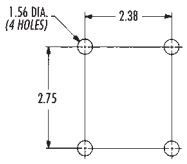

DIMENSIONS

NO. OF DECKS	DIM. X
3	6.9
6	8.1
8	8.9

LSR Ordering Information

110VAC operating voltages available on certain applications. Contact factory for further information.

□□ □□ □ □

Series
92 = Series 24 LSR
93 = Series 31 LSR

Number of Decks
03 = 3
05 = 5 (Series 24 Only)
06 = 6 (Series 31 Only)
08 = 8
10 = 10 (Series 24 Only)

Voltage
C = 48VDC
D = 125VDC
F = 250VDC

Control/Mount
A = Direct Control/Shelf Mount
B = Direct Control/Panel Mount
C = Low Level Control/Shelf Mount
D = Low Level Control/Panel Mount